

# MY JOURNEY WITH THE EVOLUTION OF N SCALE MODEL RAILROADING



# THE START OF N SCALE

- DEVELOPED IN GERMANY IN THE 1960'S
- 1:160 SCALE ( RATIO ) 6' MAN = 3/4" IN N SCALE
- N GAUGE TRACK 9 mm DISTANCE BETWEEN THE RAILS
- N GAUGE TRACK CAN BE USED IN OTHER MODELING SCALES

# ADVANTAGE OF N SCALE

- N SCALE IS NEARLY HALF THE SIZE OF HO SCALE
- LAYOUTS TAKE UP LESS SPACE THAN HO
- TWICE AS MUCH LAYOUT IN SAME SPACE AS HO

# QUICK HISTORY

- THE ARNOLD CO. OF NUREMBERG FIRST LAUNCHED COMMERCIALY PRODUCED N SCALE IN 1962
- ARNOLD DEVELOPED THE RAPIDO COUPLER AND ALLOWED OTHERS TO USE THE DESIGN FOR A COMMON STANDARD
- EARLY MANUFACTURERS ARNOLD RAPIDO, MINITRIX, ROWA, ROCO AND RIVAROSSA


# N SCALE IN THE USA

- LATE 60'S AND EARLY 70'S THE MAIN PLAYERS WERE ATLAS, BACHMANN, CONCOR AND MODEL POWER ALL IMPORTING FROM EUROPE
- MANY DISTRIBUTORS PACKAGED AND SOLD TRAIN SETS
- AURORA POSTAGE STAMP TRAIN SETS START IN 1968 AND CHRISTMAS THAT YEAR STARTS MY JOURNEY

# POSTAGE STAMP TRAINS



# ATLAS AND KADEE ITEMS



*Atlas Fairbanks Morse C-Liner (Rivarossi, 1967)*



# THE MIDDLE AGES 1970 TO 1983

- MANUFACTURERS AND DISTRIBUTORS KEEP REPACKING SAME PRODUCTS UNDER DIFFERENT NAMES
- KADEE MICRO TRAIN COUPLERS SET THE NEW STANDARD
- CON COR AND KATO TEAM UP FOR AN ALCO PA 1 AND IS HANDS DOWN THE BEST RUNNING LOCOMOTIVE AT THE TIME



# CON-COR LOCOMOTIVES



*Con-Cor Southern Railway Alco PA1 Locomotive*




*Con-Cor Alco DL-109 with Minitrix Streamlined Passenger Cars*

# THE TURNING POINT

- KATO PRODUCES THE ALCO RS3 FOR ATLAS
- THIS LOCOMOTIVE LIFTS N SCALE OUT OF THE TOY TRAINS TO MODEL RAILROADING
- THE SPLIT FRAME MECHANISM CHANGES THE WAY LOCOMOTIVES ARE MADE
- IMPROVEMENTS TO THE SPLIT FRAME INCLUDE ADDING FLY WHEELS AND LATER CIRCUIT BOARDS FOR DCC

# ATLAS RS3



# N SCALE MOVING FORWARD

- ATLAS AND KATO USE THE RS3 SPLIT FRAME DESIGN FOR OTHER LOCOMOTIVES BY ATLAS THE RS11 & GP9
- 1987 KATO STARTS TO PRODUCE THEIR OWN LINE OF AMERICAN LOCOMOTIVES AND RELATED ITEMS
- MOST ALL MANUFACTURERS ADOPT THE SPLIT FRAME DESIGN

# STILL MOVING FORWARD

- MANUFACTURING IN JAPAN STARTS TO BE TOO EXPENSIVE
- THE MOVE TO CHINA AND SMALLER RESERVED PRODUCT RUNS
- GOOD TIMES IN N SCALE WITH MANY EXCELLENT PRODUCTS AND LOCOMOTIVES MADE TO VERY HIGH QUALITY

# MIKE'S NEW HAVEN RR

- N-SCALE LAYOUT
- PASSENGER TRAIN OPERATION
- SMALL FREIGHT & ENGINE YARD







# NEXT STOP STAMFORD






















# MY MODELING THOUGHTS

- NO RIVET COUNTING
- ARMS LENGTH MODELING VIEW
- THE GOOD ENOUGH LEVEL OF DETAIL
- DO OVERS ARE ALLOWED AND EASY
- MODELER LICENSE NEVER EXPIRES
- MOST OF ALL HAVE FUN AND PLAY WITH TRAINS

**HOLIDAY TRAIN  
SHOW!**  
**SATURDAY 1 PM - 4 PM**  
**DECEMBER 20**



**COME SEE MIKE'S  
TRAIN ROOM  
FEATURING 1950'S  
ERA OPERATING  
NEW HAVEN RR  
LAYOUT**

**BRING THE KIDS!**  
**COOKIES & HOT COCOA**  
**FOR ALL!**  
**37 SOUTHWEST DRIVE**



**CHRISTMAS TRAIN SHOW 2013**



**TRAIN ROOM PAINTED LIKE A STATION**



**MIKE'S TRAIN ROOM**



**MIKE'S TRAIN ROOM**



## GRAND CENTRAL TERMINAL GATE CURTAIN